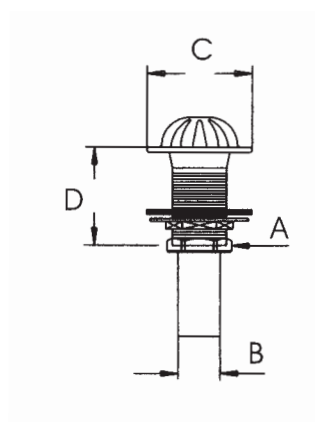


809

Piletta orinatoio

Urinal waste



Dimensioni in mm

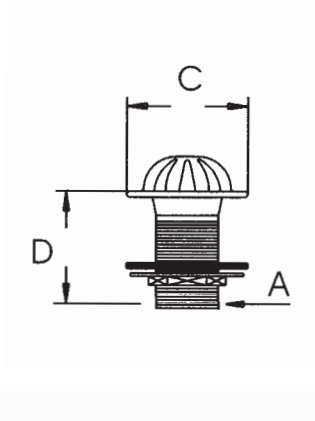
A	1 1/4"
B	32
C	80
D	70
Confezione	50

PREZZO

809S

Piletta orinatoio
senza dado senza codolo

Urinal waste without nor tailpiece



Dimensioni in mm

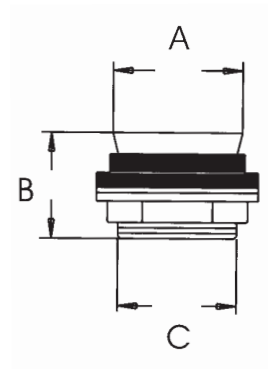
A	1 1/4"
B	
C	80
D	70
Confezione	50

PREZZO

810

Morsetto per turca

W.C. clamp



Dimensioni in mm

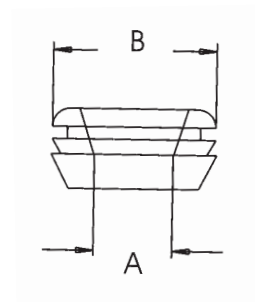

A	48	48
B	40	87
C	1 1/4"	1 1/4"
D		
Confezione	6	4

PREZZO

814

Morsetto per vaso in gomma

Rubber clamp for W.C. bowl



Dimensioni in mm

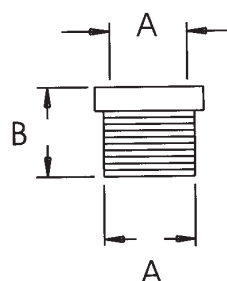

A	30	30
B	48	60
C		
D		
Confezione	100	100

PREZZO

821

Prolunga in ottone mm. 50

Brass extention 50 mm



Dimensioni in mm

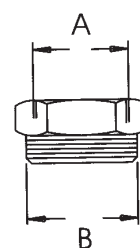
A	1"	1 1/4"
B	50	50
C		
D		
Confezione	50	50

PREZZO

824

Riduzione in ottone o PP

PP or brass reduction



Dimensioni in mm

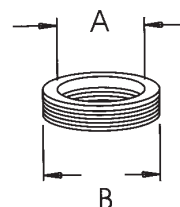
	PP	ottone brass	
A femmina female	1 1/2"	1 1/2"	1 1/4"
B maschio male	1 1/4"	1 1/4"	1"
C			
D			
Confezione	50	50	50

PREZZO

825

Riduzione in PP

PP reduction



Dimensioni in mm

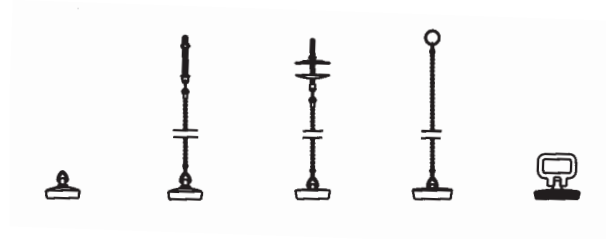
A femmina female	1 1/4"	1"
B maschio male	1 1/2"	1 1/4"
C		
D		
Confezione	50	50

PREZZO

831

Tappo gomma

Rubber plug

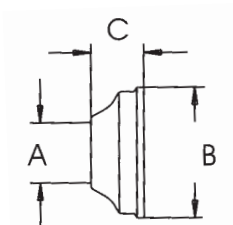


A	B	C	D	E
con triangolo	vite con dado	con flangia	c/catena e anello	con maniglia
with triangle	screw with nut	with flange	with chain and ring	with handle
Ø 31 - 40 45,5 - 52	Ø 40 45,5 - 52	Ø 27 - 31 40	Ø 31 - 40 45,5 - 52	Ø 52
			catena lunga long chain	

836

Rosone ottone cromato

C.P. brass flange

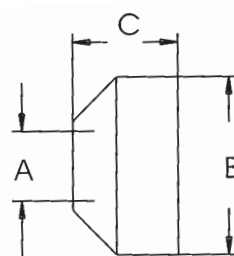



Dimensioni in mm	1/2"	1"	1 1/4"	foro ovale oval hole
A	21	26	30	32
B	60	75	75	75
C	7	30	30	30
D				
Confezione	100	50	50	50

PREZZO**836 E**

Rosone conico in ottone cromato per tubo eccentrico

C.P. brass conical flange for eccentric pipe



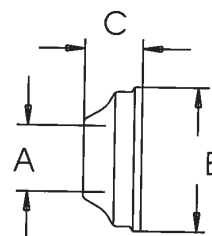
Dimensioni in mm				foro ovale oval hole
A	26	30	32	30
B	100	100	100	110
C	60	60	60	30
D				
Confezione	50	50	50	50

PREZZO

839

Rosone inox o PP

Inox or PP flange

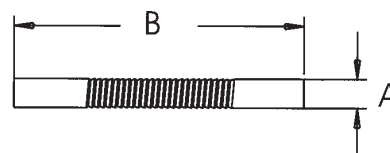


Dimensioni in mm	Inox					PP bianco White PP		
	1"	1 1/4"	1 1/2"	foro ovale oval hole				
A	26	30	32	40	30	32	40	50
B	75	75	75	75	75	85	85	85
C	25	25	25	17	17	35	35	35
D								
Confezione	50	50	50	50	50	50	50	50
PREZZO								

840

Tubo pieghevole

C.P. bendable pipe

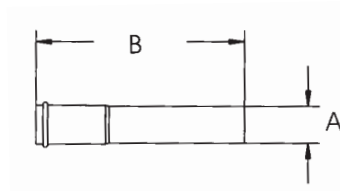


Dimensioni in mm			
A	26	30	32
B	300	300	300
C			
D			
Confezione	10	10	10
PREZZO			

841

Prolunga telescopica con or gomma

C.P. brass extention pipe with O-ring



Dimensioni in mm

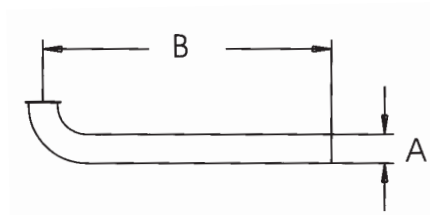

A	26	30	32
B	130	130	130
C			
D			
Confezione	10	10	10

PREZZO

842

Tubo curvo

C.P. brass bent pipe



Dimensioni in mm

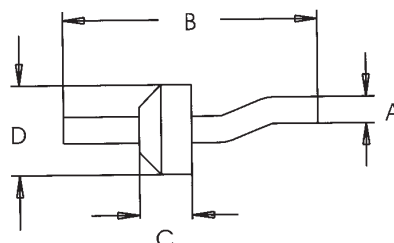

A	32
B	250
C	
D	
Confezione	

PREZZO

843

Tubo eccentrico

C.P. brass eccentric pipe



Dimensioni in mm

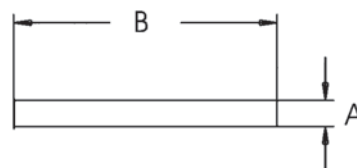
A	26	30	32
B	300	300	300
C	60	60	60
D	100	100	100
Confezione	50	50	50

PREZZO CON ROSONE
with flange
SENZA ROSONE
without flange

844

Tubo con battente

Rim-pipe

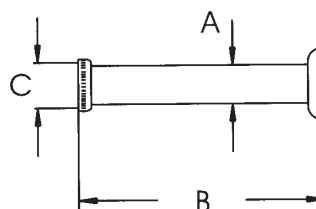


	A	B	75	100	200	250	300
	26						
Ottone cromato C.P. Brass	30						
	32						
	40						
Polipropilene (PP)	32						
	40						

845

Tubo con battente con ghiera e rosone

Rim-pipe with nut and flange



Dimensioni in mm	ottone brass		PP	
	A	32	32	32
B	200	250	200	200
C	1 1/4"	1 1/4"	1 1/4"	1 1/2"

D

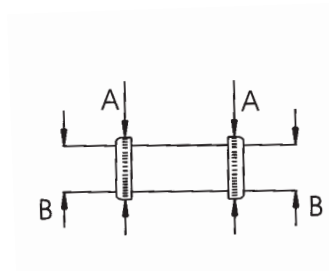
Confezione

PREZZO

846

Manicotto in ottone con 2 ghiera o con OR

Brass socket with two brass nuts or two O-rings



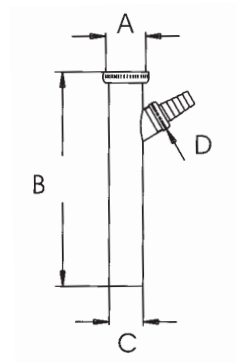
Dimensioni in mm	con ghiera with brass nuts	con OR with o-rings
	A	1 1/4"
B	32	32
C		
D		
Confezione	100	100

PREZZO

847

Tubo con battente e attacco lavatrice, in ottone cromato

C.P. brass rim pipe with washing-machine connector



Dimensioni in mm

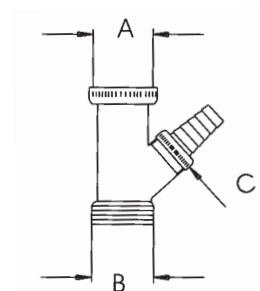
A	1 1/4"
B	200
C	32
D	3/4" - 19
Confezione	100

PREZZO

848

Raccordo maschio/femmina filettato con attacco lavatrice

Threaded sleeve male-female with washing-machine connector



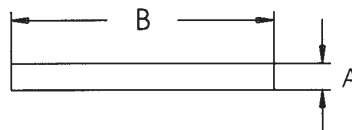
Dimensioni in mm	Art. 848	Art. 848S
	con portagomma with connector	senza portagomma without connector
A	1 1/4"	1 1/4"
B	1 1/4"	1 1/4"
C	3/4"-19	3/4"
D		
Confezione	100	100

PREZZO

850

Tubo

Pipe

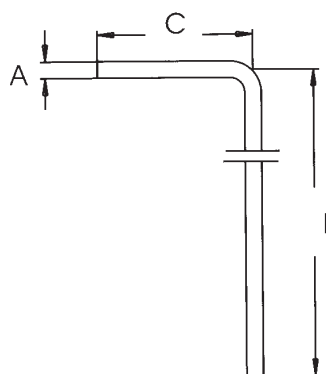


	A	B	100	200	250	300	800
	26						
Ottone cromato C.P. Brass	30						
	32						
	40						
Ottone giallo Polished Brass	32						
	40						
Polipropilene (PP)	32						
	40						

853

Tubo a squadra

Floor pipe



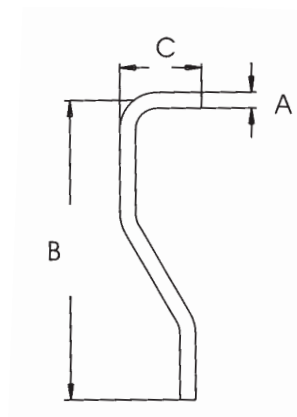
Dimensioni in mm	ottone brass					PP
	A	30	32	32	32	
B	250	250	610	690	700	690
C	180	180	150	220	300	220
D						
Confezione	75	50	50	50	35	50
PREZZO						

VARI

853S

Tubo a squadra speciale

Special floor pipe



Dimensioni in mm

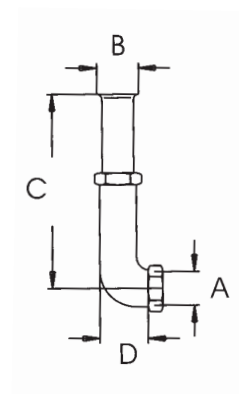
A	32
B	610
C	120
D	
Confezione	60

PREZZO

854

Tubo incasso regolabile per cassetta

Inlet adjustable pipe for W.C. tank



Dimensioni in mm

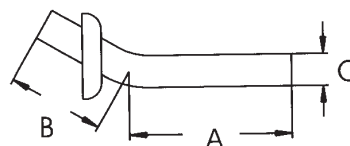
A	30-32
B	45
C	720
D	65
Confezione	50

PREZZO

855

Tubo scarico cassetta a 55° - Ø mm 30

Tank outlet pipe 55° - 30 mm Ø



Dimensioni in mm

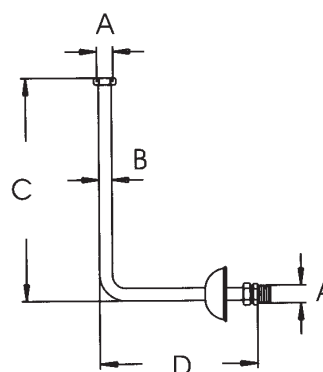
A	170	250
B	130	150
C	30	30
D		
Confezione	100	100

PREZZO
 ROSONE INOX
 Inox flange
 ROSONE OTTONE
 C.P. brass flange
 SENZA ROSONE
 Without flange

856

Squadretta sottolavabo

Sub-wash basin angle pipe



Dimensioni in mm

A	1/2"	1/2"
B	12	14
C	240	240
D	180	180
Confezione	100	100

PREZZO



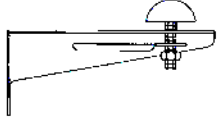

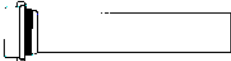


FIGURA	ART.	DESCRIZIONE	MISURA	PREZZO
	860	Coppia mensola per lavabo colonna Double-bracket for pedestal basin	ottone/brass acciaio/inox zama/zama	
	863	Pull per cassetta con catena Pull with chain for water tank		
	1615	Prolunga "Lillo" con ghiera, in polipropilene "Lillo" PP pipe extention with nut cm. 20	Ø 40 1 1/2"	
	1625	Curva filettata con ghiera, in polipropilene PP threaded bend pipe with nut per "Universal" cm. 6,5 per "Globo" - "Continental" cm. 23	Ø 40 1 1/2" Ø 40 1 1/2"	
	1630	Curva con battente e ghiera in polipropilene PP bend rim pipe with nut per "Universal" cm. 28 per "Euro"	Ø 40 1 1/2" Ø 32 1 1/4"	






FIGURA	ART.	DESCRIZIONE	MISURA	PREZZO
	1645	<p>Curva liscia in polipropilene PP bend pipe</p> <p>cm. 6,5 x 12</p> <p>per art. 340 cm. 6,5 x 23</p> <p>per art. 350 cm. 6 x 30</p> <p>per piletta vasca cm. 20 x 50 for bath-waste overflow</p>	<p>Ø 40 - 40</p> <p>Ø 40 - 40</p> <p>Ø 32 - 40</p> <p>Ø 26 - 26</p>	
	1705	<p>Cestello asportabile per art. 333-334 Removable strainer for art. 333-334</p>		
	1705G	<p>Guarnizione a labbro per tappo art. 496-498 Washer for plug art. 496-498</p> <p>Guarnizione a labbro per cestello asportabile art. 1705 Washer for removable strainer art. 1705</p>		
	1710 1710L	<p>Vitone per art. 333-334 Screw for art. 333-334</p>	<p>mm. 40</p> <p>mm. 70</p>	
	1725	<p>Ombrello acciaio con vite, per sifone pavimento Inox plate with screw for floor drain trap</p>	<p>Ø 125</p> <p>Ø 160</p>	


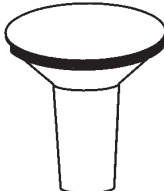

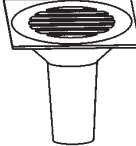

FIGURA	ART.	DESCRIZIONE	MISURA	PREZZO
	1726	Griglia cromata con imbuto C.P. brass strainer with funnel senza bordo per art. 720 con bordo per art. 721	Ø 90 Ø 90	
	1726S	Imbuto per articolo 720-721 Funnel for article 720-721		
	1727	Griglia cromata C.P. brass strainer senza bordo per art. 720 con bordo per art. 721	Ø 90 Ø 90	
	1728	Griglia quadra cromata con imbuto C.P. brass squared strainer with funnel per art. 721	Ø 90 100 x 100	
	1728G	Quadro cromato Squared strainer per art. 721	100 x 100	




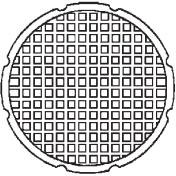
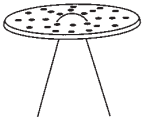
FIGURA	ART.	DESCRIZIONE	MISURA	PREZZO
	1730	Griglia inox per sifone pavimento Inox strainer for plastic floor drain trap per art. 377 - 378 - 379 per art. 371 - 372	100 x 100 140 x 140	
	1731	Valvola antiriflusso Back-flow proof valve per art. 371		
	1732	Piletta bianca con O.R. per: White waste with O-Ring for: per art. 371 per art. 372 per art. 377 - 378 - 379	140 x 140 140 x 140 100 x 100	
	1732C	Cestello ferma sporco Plastic dirty stopper per art. 377 - 378 - 379		
	1835	Griglia asportabile per piletta in acciaio inox Inox removable strainer for basin waste		

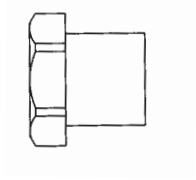
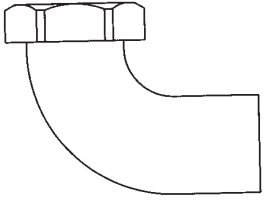
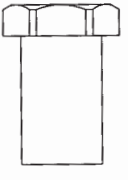
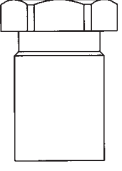

FIGURA	ART.	DESCRIZIONE	MISURA	PREZZO
	1857	Raccordo femmina 1 1/4" - maschio Ø 40 Fitting: female 1 1/4" - male Ø 40 ottone giallo - brass P.P. per art. 340		
	1858	Dado e codolo curvo mm. 75 Nut and curved tailpiece, 75 mm	1" 1 1/4" 1 1/2"	
	1858S	Solo codolo curvo mm. 75 Curved tailpiece, 75 mm	1" 1 1/4" 1 1/2"	
	1859	Dado e codolo diritto mm. 75 Nut and straight tailpiece, 75 mm	1" 1 1/4" 1 1/2"	
	1859S	Solo codolo diritto mm. 75 Straight tailpiece, 75 mm	1" 1 1/4" 1 1/2"	
	1860	Codolo polietilene alta densità (PEHD) con dado ottone alto mm. 15,5 PEHD tailpiece with brass nut high 15,5 mm	1 1/4" Ø 40 1 1/2" Ø 40	
	1905	Vite per vaso Screw for W.C. bowl		





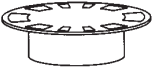
FIGURA	ART.	DESCRIZIONE	MISURA	PREZZO
	2000	Cestello in ottone cromato con OR gomma per art. 360 - 365 - 623 C.P. brass strainer for art. 360 - 365 - 623		
	2000N	Griglia in ottone cromato con set guarnizioni per art. 360 - 365 C.P. Brass strainer with set of washers for art. 360 - 365		
	2001	Flangia cromata per art. 360 - 365 - 369 - 623 C.P. brass waste for art. 360 - 365 - 369 - 623	Ø 80	
	2351	Gabbietta per pilettone sifoide art. 480- 485 Strainer for art. 480 - 485	ottone/brass inox	
	2355	Griglia Strainer per pilettone pavimento art. 650/654 for floor drain waste art. 650/654 per piletta doccia art. 625/630 for shower waste art. 625/630 per piletta art. 329 for waste art. 329 per piletta simplex art. 462/465 for waste art. 462/465	Ø 100 1" 1 1/4" Ø 65 Ø 80 Ø 65 Ø 80	



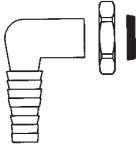
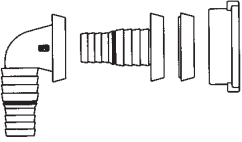

FIGURA	ART.	DESCRIZIONE	MISURA	PREZZO
	2358	<p>Griglia inox Ø 80 per art. 362-367-368 Stainless steel strainer Ø 80 for art. 362-367-368</p> <p>Griglia in ottone cromato Ø 80 per art. 362-367 C.P. Brass Strainer Ø 80 for art. 362-367</p>		
	2360 2360G	<p>Piastra per sifone lavatrice Protection plate for washing machine trap</p> <p>per art. 105 - 107 85 x 150</p> <p>per art. 121 110 x 160 con fori x viti</p> <p>per art. 110 - 115 110 x 160</p> <p>per art. 105-107-110-115 110 x 160</p> <p>Ghiera per placca inox Nut for inox protection plate</p>	<p>INOX</p> <p>INOX</p> <p>INOX</p> <p>ABS</p>	
	2364 2364S	<p>Raccordo completo per sifone lavatrice Complete PP connector for washing machine</p> <p>Tappo ispezione sifone lavatrice con guarnizione Inspection plug with washer for washing machine trap</p>	<p>1"</p> <p>1"</p>	
	2365	<p>Raccordo lavatrice, per sifoni livello in PP Washing machine connector for PP sink trap</p>	1 1/2"	
	2368	<p>Guarnizione piatta flat washer</p> <p>fasit H. mm. 2</p> <p>2368</p> <p>in gomma/gum H. mm. 3</p>	<p>3/4"</p> <p>1"</p> <p>1 1/4"</p> <p>1 1/2"</p> <p>1 1/4"</p> <p>1 1/2"</p>	






FIGURA	ART.	DESCRIZIONE	MISURA	PREZZO
	2369	Guarnizione conica conical washer per sifoni ottone for brass trap per sifoni PP for PP trap	1" 1 1/4" 1 1/2" 1 1/4" Ø 26 1 1/2" Ø 40 1 1/2" Ø 32	
	2370	Guarnizione per bicchiere Washer for cup per mod. GHIDINI per mod. CONCORD per mod. EURO per mod. GLOBO	1" 1 1/4" 1" 1 1/4" 1 1/2"	
	2371	Guarnizioni O-Ring O-Ring washer per sifone Sofia per art. 841 per art. 465 per tappi ispezione (da specificare articolo e misura)	Ø 26 Ø 30 Ø 32 Ø 65 Ø 80	
	2374 2374G	Guarnizione per piletta Washer for waste per art. 565-570 for art. 565-570 per art. 480-485 for art. 480-485 Guarnizione nera per art. 333-334 Washer for art. 333-334	1" 1 1/4"	
	2375	Guarnizione in spugna Sponge washer per art. 565-570 for art. 565-570 per art. 329-465 for art. 329-465	1" 1 1/4" Ø 65 Ø 70 Ø 80	55 x 33 62 x 42 62 x 42 66 x 46 76 x 56


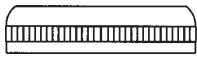





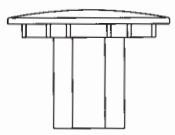

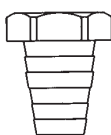
FIGURA	ART.	DESCRIZIONE	MISURA	PREZZO
	2377	Dado ottone cromato C.P. brass nut	3/4" 1" 1 1/4" 1 1/2" 1 1/4" Ø 26	
	2377G	Ghiera ottone cromato C.P. brass knurkled nut	1 1/4" 1 1/2"	
	2378	Dado ottone grezzo Rough brass nut H. mm. 15,5 H. mm. 15,5	3/4" 1" 1 1/4" 1 1/2" 1 1/4" 1 1/2"	
	2385	Ghiera in polipropilene a galletto, liscia o zigrinata (da specificare) PP ring	1" Ø 26 1 1/8" Ø 30 1 1/4" Ø 32 1 1/2" Ø 40	
	2389	Vite 6MA 6MA screw	mm. 25 mm. 50 mm. 75	

FIGURA	ART.	DESCRIZIONE	MISURA	PREZZO
	2390	<p>Tappo ispezione per sifoni con guarnizione Inspection plug with washer</p> <p>per art. 501 1" e 1 1/4" art. 554 1" e 1 1/4" per art. 422, 541 1", 540 1" e 1 1/4", 550 1" e 1 1/4" per art. 551 1", 552 1 1/4" per art. 541 1 1/4", 551 1 1/4", 539-549 per art. 488-490-491-492 per art. 493-494</p>	<p>Ø 20 Ø 26 Ø 28 Ø 32 Ø 32 Ø 32</p>	
	2395	<p>Flangia bianca in polipropilene per art. 369 P.P. White flange for art. 369</p> <p>per docce foro Ø 90 for shower plate 90 mm Ø hole</p>	Ø 115	
	2396	<p>Coperchio ABS cromato per art. 369-370 C.P. ABS lid for art. 369-370</p> <p>per docce foro Ø 60 art. 369 for shower plate 60 mm Ø hole</p> <p>per docce foro Ø 90 art. 369 for shower plate 90 mm Ø hole</p> <p>per piletta art. 370 for waster art. 370</p>	<p>Ø 80 Ø 115 Ø 115</p>	
	2397	<p>Ghiera in acciaio inox con viti per art. 370 Stainless steel ring with screws for art. 370</p>		
	2398	<p>Dado con portagomma in ottone C.P. brass nut with washing-machine connector</p>	3/4" x Ø 19 mm	